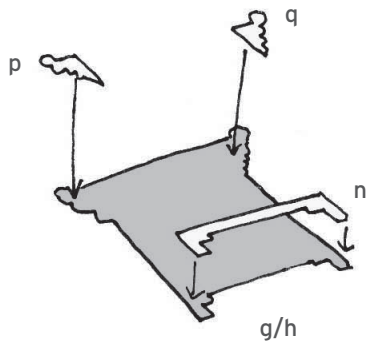
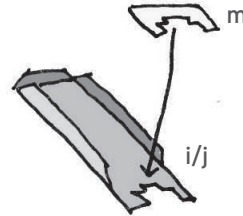


COMMODE

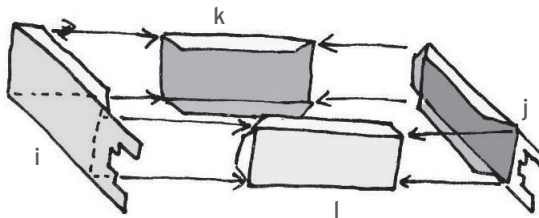
1. Glue the backside parts on front on rear.



2. Glue the backside parts on the sides.



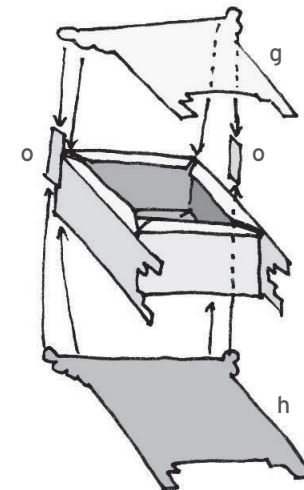
3. Glue together the frame with sides top and bottom.



Furniture for the Tibetan Stupa

This furniture for the inside of the stupa is highly optional and not authentic. Part (a) is a carpet, which can be placed under all of this furniture.

4. Add the front and back and glue the handles (o) between.




LAMPS

5. Glue together the lamps.

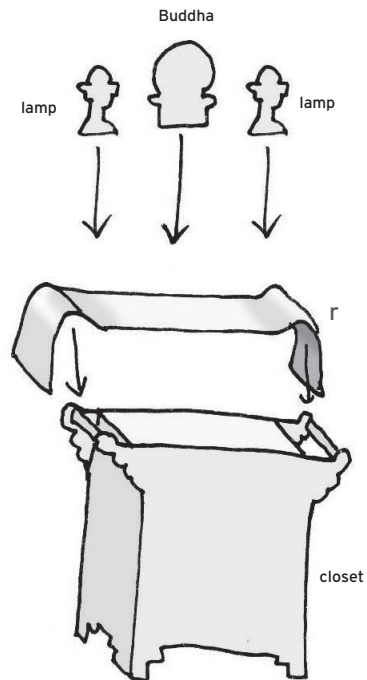


STATUE

6. Glue together the Buddha Statue.



7. Glue the lamps and the Buddha statue on the tablecloth (r) and then on the commode.



PILLOWS

8. Build the pillows for meditation and prostrations.

