

inner wing structure

46

45

47

nosewheel strut

97

wing
centerpiece
44

round nosewheel strut

102

100

26

joystick

100

102

simplified wheel

14

pedal
detail

13

pedals

11

12



panel

seat

10

55
compass

Use this as a reference
← to bend the landing gear struts →

center section

3

20

19

18

seatbelts

9

seat

4

seat base

6

5

spar

spar

rear seat base

2

7

seat cushions

8

17

15

16

17

seatbelts

Zenith
CH
801



model designed by Christoph Stahl 01-2012
© stahlhart productions

92

round wheel treads

58

58

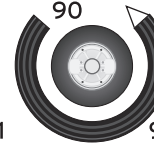
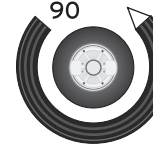
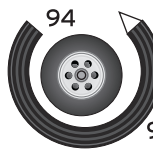
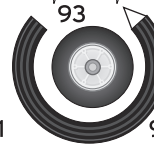
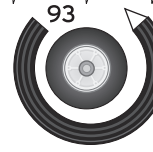
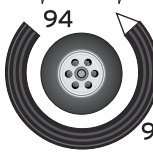
58

58

58

58

59



round nose wheel

round wheels

104

105

simplified nosewheel strut

103

simplified
nosewheel

main landing gear struts

99

98

101

101




Zenair Float 2200A for the CH801




forward strut center piece

151



148



forward strut top →



126

129



132

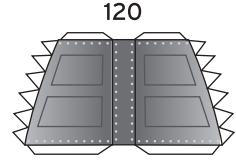


127



128

forward landing gear



120

forward wheel well

rungs

156



155



130



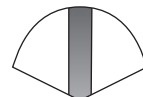
131



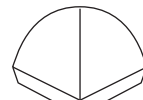
106



107

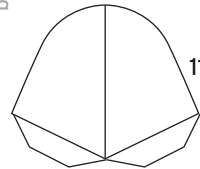


108

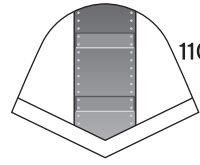


109

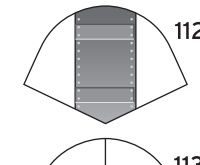
bulkheads (formers)



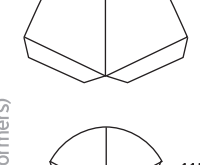
111



110

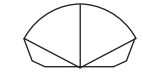


112

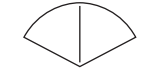


113

bulkheads (formers)



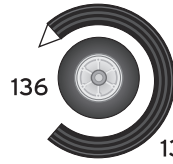
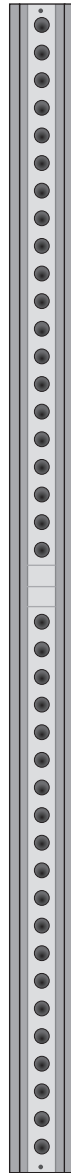
115



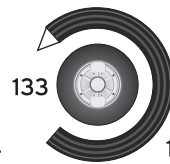
114

125

top rail



136



133

134

134

main landing gear wheel

135



rear strut

150



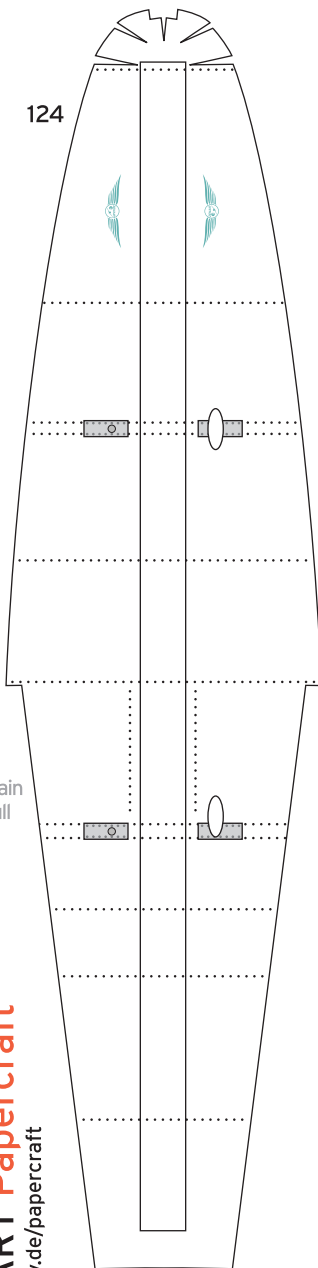
top →

rear strut center piece

152



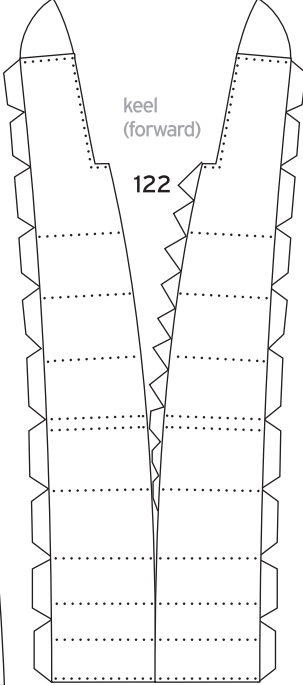
main hull



124

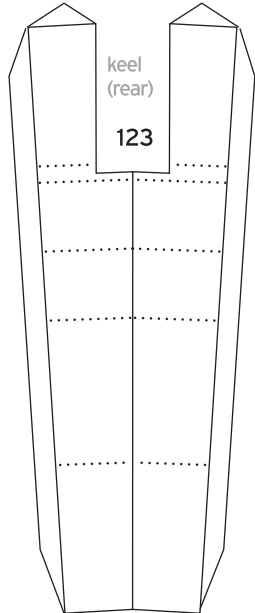
keel (forward)

122



keel (rear)

123



STAHLHART Papercraft
http://www.hoxity.de/papercraft

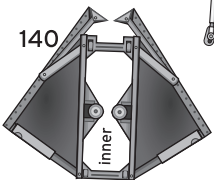
model designed by Christoph Stahl 01-2012
©stahlhart productions

141



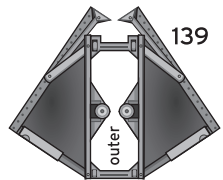
hydraulic arm

140



main landing gear struts (up)

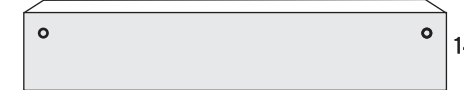
139



horizontal struts




145



146

154



← rear

diagonal strut

142



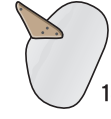
rudder anchoring

143

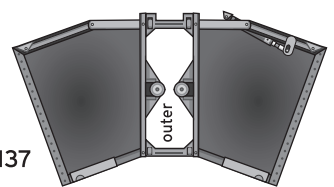


rudder

144

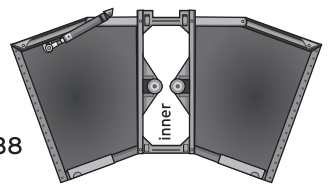


137




main landing gear struts (down)

138

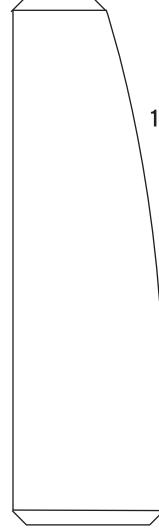


138

116

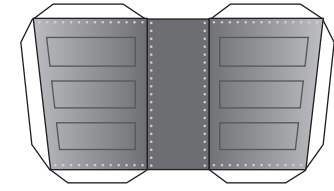


117



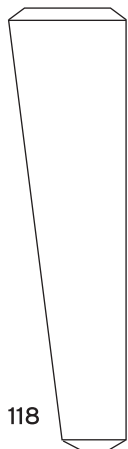
formers

121

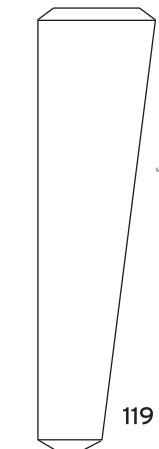


main wheel well

118



119



formers

