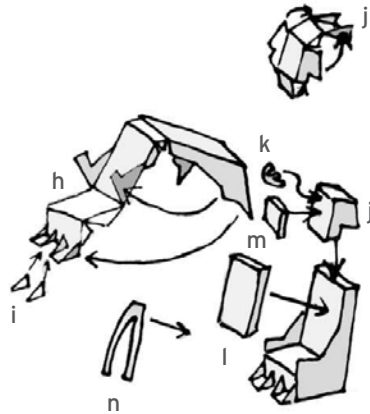
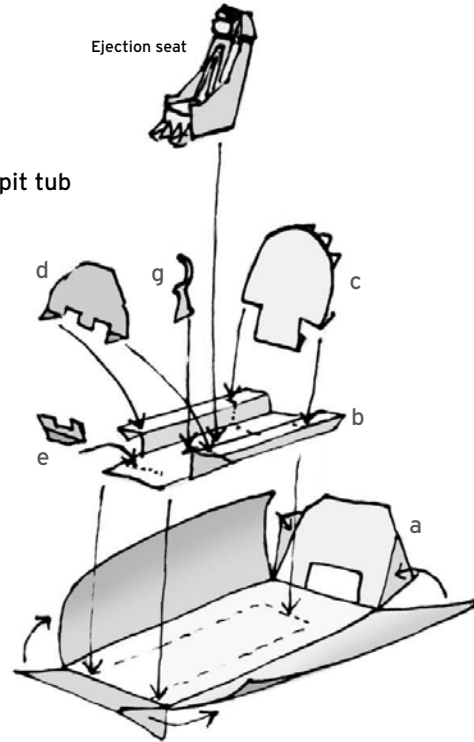


## 1. Ejection seat

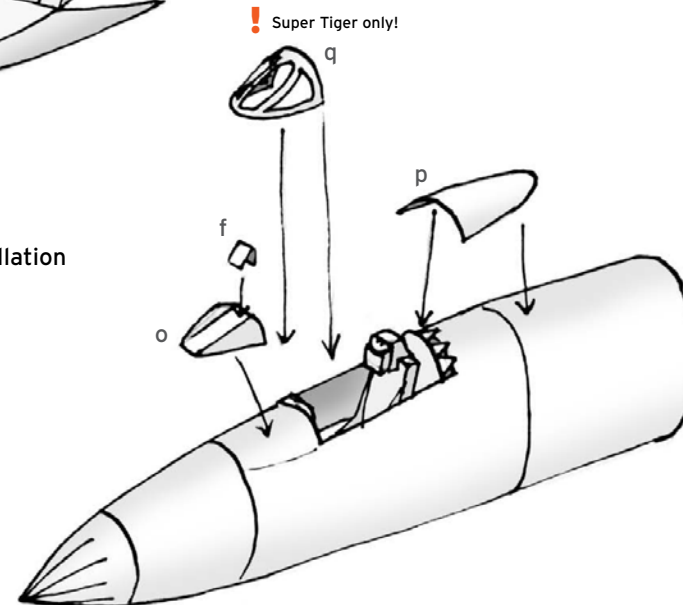


Part designations use lowercase letters so they are not mixed up with parts of the aircraft model

## 2. Cockpit tub



## 3. final installation



You may replace part **f** with a transparent part of the same shape & size

the monochrome version of that part may be printed on transparent foil

# F11F-1(F) (Super-) Tiger cockpit instructions

! The Super Tiger prototypes still have the frame (& windscreen) of the regular Tigers they were converted from under their front window.

! Super Tiger only!