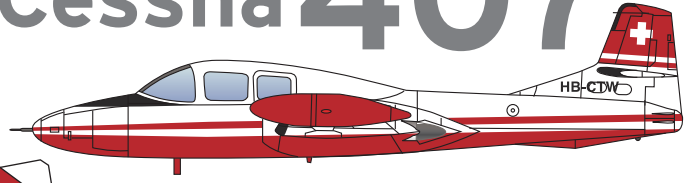
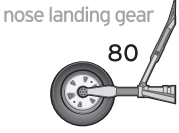
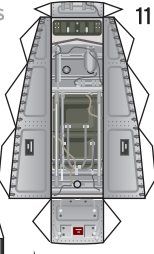
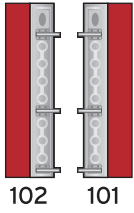


1:48 scale

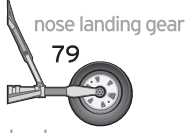
Cessna 407



nose wheel well
nose landing gear doors

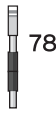
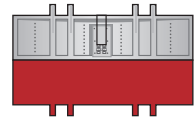


81

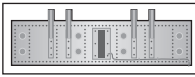


wheel tread

speedbrake hydraulic



antennae



speedbrake well



sculpted nose LG (optional)

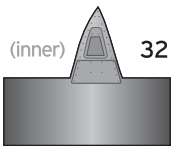


93

92

94

91



port engine exhaust

(outer)



34



30



32



30



32



30



32



30



32



30



32



30



32



30



32



30



32



30



32



30



32



30



32



30



32



30



32



30



32



30



32



30



32



30



32



30



32



30



32



30



32



30



32



30



32



30



32



30



32



30



32



30



32



30



32



30



32



30



32



30



32



30



32



30



32



30



32



30



32



30



32



30



32



30



32



30



32



30



32



30



32



30



32



30



32



30



32



30



32



30



32



30



32



30



32



30



32



30



32



30



32



30



32



30



32



30



32



30



32



30



32



30



32



30



32



30



32



30



32



30



32



30



32



30



32



30



32



30



32



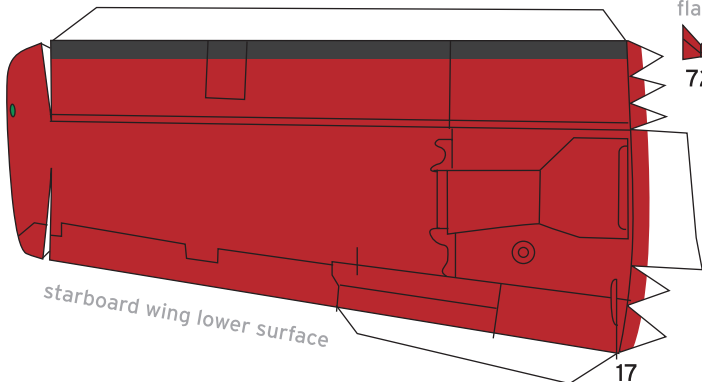
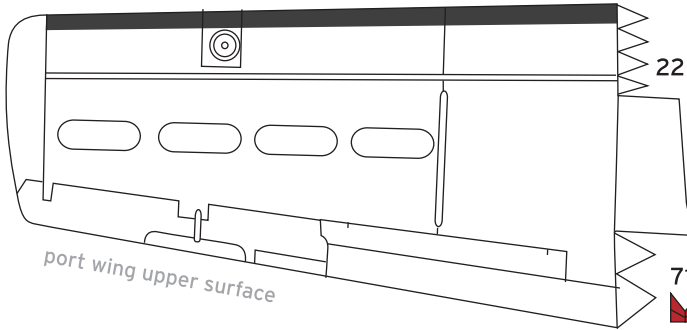
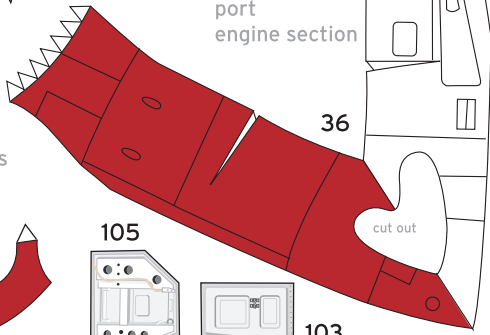
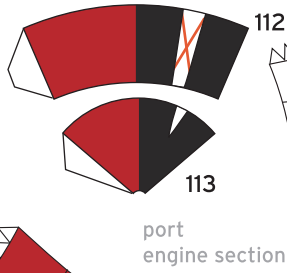
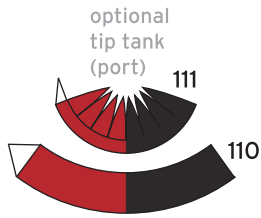
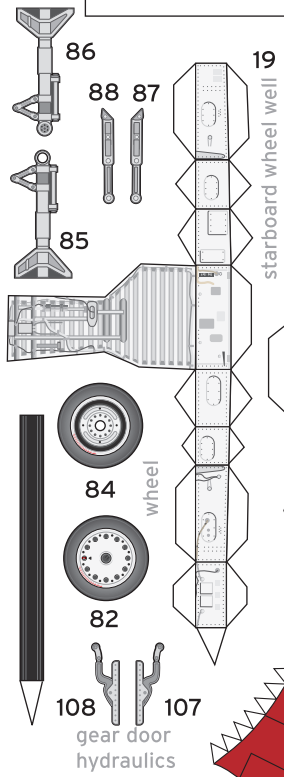
30



wing stiffener

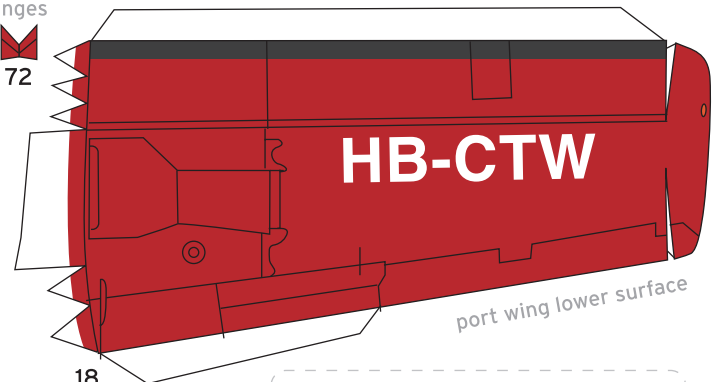
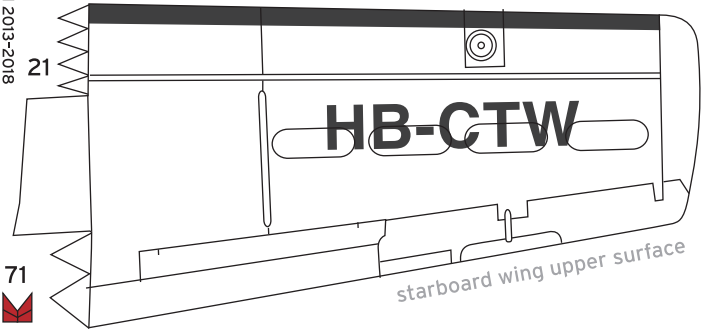
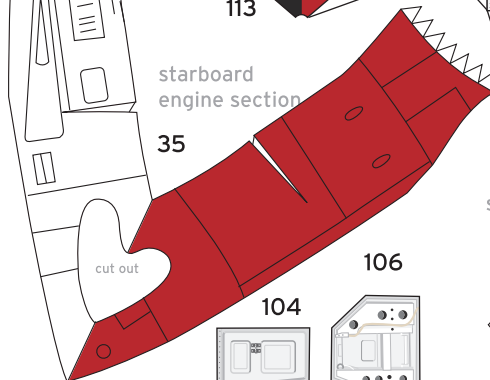
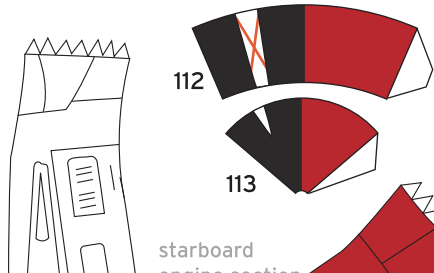
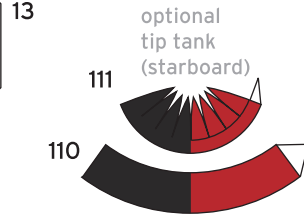
landing gear struts

wheel tread



Cessna 407

model designed by Christoph Stahl 2013-2018
©Stahlhart productions



port wheel well
86
88 87
85
20
port wheel well
84
wheel
82
108
gear door
107
hydraulics
starboard FOD blinds
43
45
starboard air intake
104
port landing gear doors
106
starboard landing gear doors

landing gear struts

wheel tread

